

ROCK ISLAND

Pezzi Speciali Special Pieces • Formteile • Pièces spéciales



HRI 1
20x20 8"x8"
053

HRI 1
20x40 8"x16"
053



HRI 9
20x20 8"x8"
053

HRI 9
20x40 8"x16"
053

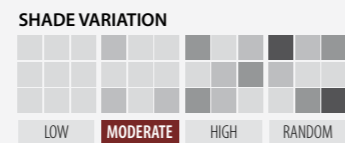


HRI 5
20x20 8"x8"
053

HRI 5
20x40 8"x16"
053



	Package	20x40	20x20
Box	Pieces	15	29
	Mq.	1,20	1,16
	Kg.	21,12	20,42
Europallet	Boxes	45	45
	Mq.	54,00	52,20
	Kg.	970,40	938,72



HARD

GRES PORCELLANATO A TUTTA MASSA
THROUGH-BODY PORCELAIN TILE
DURCHGEFÄRBTES FEINSTEINZEUG
LE GRÈS CÉRAME PLEINE MASSE



SPESORE
THICKNESS
STAERKE
ÉPAISSEUR

8,5 mm



RESISTENZA AL GELO
FROST RESISTANCE
FROSTBESTÄNDIGKEIT
RESISTANCE AU GEL

RESISTANT
ISO 10545.12



ASSORBIMENTO D'ACQUA
WATER ABSORPTION
WASSERAUFNAHME
ABSORPTION D'EAU

~0,1%
ISO 10545.3



CAMPO D'IMPIEGO CONSIGLIATO
RECOMMENDED USE
ANWEDUNGSBEREICH
PIECE D'EMPLOI CONSEILLÉE



RESISTENZA CHIMICA
CHEMICAL RESISTANCE
BESTÄNDIGKEIT GEGEN CHEMIKALIEN
RESISTANCE CHIMIQUE

GA
UNI EN ISO 10545.13
5
UNI EN ISO 10545.14



RESISTENZA ALLO SCIVOLAMENTO
SLIPPING RESISTANCE
RUTSCHFESTIGKEIT
FACTEUR DE RESISTANCE ANTIGLISSMENT

DIN 51130
DIN 51097
ANSI 137.1 (DCOF)
BCRA

ASCIUTTO
DRY
TROCKEN
SEC

R 11
-
>0,74

BAGNATO
WET
NASS
MOUILLE

A+B
≥0,42
>0,74

Price codes: Mq. Ml. Pieces

Pezzi Speciali Special Pieces • Formteile • Pièces spéciales



HRI 1
20x20 8"x8"
053



HRI 1
20x40 8"x16"
053



Battiscopa / HRI 1
10x40 4"x16"
Bullnose
Sockelleiste
Plinthes

019  20

8,5mm



Elemento a L Monolitico / HRI 1
16,5x30 6 1/2"x12"
4 1 5/8"

082  8

8,5mm



Gradone Lineare Monolitico / HRI 1
30x33 12"x13"
Step
Stufe
Nez de marche

059  6


10,3mm




Gradone Angolare Monolitico / HRI 1
33x33 13"x13"
Corner step
Eckstufe
Nez de marche angulaire

085  4


10,3mm




HRI 9
20x20 8"x8"
053




HRI 9
20x40 8"x16"
053




Battiscopa / HRI 9
10x40 4"x16"
Bullnose
Sockelleiste
Plinthes

019  20


8,5mm




Elemento a L Monolitico / HRI 9
16,5x30 6 1/2"x12"
4 1 5/8"

082  8


8,5mm




Gradone Lineare Monolitico / HRI 9
30x33 12"x13"
Step
Stufe
Nez de marche

059  6

10,3mm



Gradone Angolare Monolitico / HRI 9
33x33 13"x13"
Corner step
Eckstufe
Nez de marche angulaire

085  4

10,3mm



HRI 5
20x20 8"x8"
053



HRI 5
20x40 8"x16"
053



Battiscopa / HRI 5
10x40 4"x16"
Bullnose
Sockelleiste
Plinthes

019  20

8,5mm



Elemento a L Monolitico / HRI 5
16,5x30 6 1/2"x12"
4 1 5/8"

082  8

8,5mm



Gradone Lineare Monolitico / HRI 5
30x33 12"x13"
Step
Stufe
Nez de marche

059  6



10,3mm

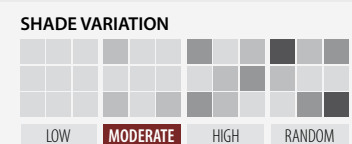


Gradone Angolare Monolitico / HRI 5
33x33 13"x13"
Corner step
Eckstufe
Nez de marche angulaire

085  4

10,3mm

	Package	20x40	20x20
 Box	Pieces	15	29
	Mq.	1,20	1,16
	Kg.	21,12	20,42
 Europallet	Boxes	45	45
	Mq.	54,00	52,20
	Kg.	970,40	938,72



HARD

GRES PORCELLANATO A TUTTA MASSA
THROUGH-BODY PORCELAIN TILE
DURCHGEFÄRBTES FEINSTEINZEUG
LE GRÈS CÉRAME PLEINE MASSE

Price codes:  Mq.  Ml.  Pieces



HRI 1

HARD

Gres porcellanato a tutta massa

Through-body porcelain tile - Durchgefärbtes Feinsteinzeug - Le grès cérame pleine masse



 **DELCONCA**

Ceramica del Conca S.p.a.

Via Croce, 8 - 47832 San Clemente (RN) - Italy

Tel. (+378) 0549 996037 - Fax (+378) 0549 996038

www.delconca.com - info@delconca.com

